

1. Name of Listed Entity: **MAS Financial Services Limited**

2. Scrip Code/Name of Scrip/Class of Security: **MASFIN**

3. Share Holding Pattern Filed under: **31b**

4. Share Holding Pattern as on : **31-Mar-2018**

5. **Declaration:** The Listed entity is required to submit the following declaration to the extent of submission of information:-

S. No.	Particulars	Yes/No	
1	Whether the Listed Entity has issued any partly paid up shares?	No	
2	Whether the Listed Entity has issued any Convertible Securities?	No	
3	Whether the Listed Entity has any shares against which depository receipts are issued?	No	
4	Whether the Listed Entity has any shares in locked-in?	Yes	Promoter and Promoter Group Public Group
5	Whether any shares held by promoters are pledge or otherwise encumbered?	No	
6	Whether the Listed Entity has issued any differential Voting Rights?	No	
7	Whether the Listed Entity has issued any Warrants ?	No	



Table I - Summary Statement holding of specified securities

Category (I)	Category of shareholder (II)	Nos. of shareholders (III)	No. of fully paid up equity shares held (IV)	No. of Partly paid-up equity shares held (V)	No. of shares underlying Depository Receipts (VI)	Total nos. shares held (VII) = (IV)+(V)+(VI)	Shareholding as a % of total no. of shares (calculated as per SCRR, 1957) (VIII)	Number of Voting Rights held in each class of securities (IX)			No. of Shares Underlying Outstanding convertible securities (including Warrants) (X)	Shareholding, as a % assuming full conversion of convertible securities (as a percentage of diluted share capital) (XI) = (VII)+(X)	Number of Locked in shares (XII)		Number of Shares pledged or otherwise encumbered (XIII)		Number of equity shares held in dematerialized form (XIV)
			As a % of (A+B+C2)	No of Voting Rights				Total as a % of (A+B+C)	No. (a)	As a % of total Shares held (b)			No. (a)	As a % of total Shares held (b)			
				Class eg: X	Class eg: y	Total											
A	Promoter & Promoter Group	62	4007895	0	0	40078952	73.32	40078952	0	40078952	73.32	0	40029501	99.88			40078952
B	Public	230691	14583091	0	0	14583091	26.68	14583091	0	14583091	26.68	0	4593265	31.50			14583091
C	Non Promoter-Non Public	0	0	0	0	0		0	0	0	0.00	0	0	0.00			0
C1	Shares underlying DRs	0	0	0	0	0		0	0	0	0.00	0	0	0.00			0
C2	Shares held by Employee Trusts	0	0	0	0	0	0.00	0	0	0	0.00	0	0	0.00			0
	Total	230753	54662043	0	0	54662043	100.00	54662043	0	54662043	100.00	0	44622766	81.63			54662043





Table II - Statement showing shareholding pattern of the Promoter and Promoter Group

Category & Name of the Shareholders (I)	PAN (II)	No. of share older (III)	No. of fully paid up equity shares held (IV)	Partly paid-up equity shares held (V)	Nos. of underlying Depository Receipts (VI)	Total nos. shares held (VII = IV+V+VI)	Shareholding % calculate d as per SCRR, 1957 (VIII)	Number of Voting Rights held in each class of securities (IX)			No. of Shares (X)	Shareholding %, as a % assuming full conversion of convertible securities (including Warrants) (XI)	Number of Locked in shares (XII)		Number of Shares pledged or otherwise encumbered (XIII)		Number of equity shares held in dematerialized form (XIV)
								As a % of (A+B+C2) (VIII)	Class X	Class Y			Total	Total as a % of Total Voting rights	No. (a)	As a % of total Shares held (b)	
I Indian		0	0	0	0	0	0.00	0	0	0	0.00	0	0.00	0	0.00		0
a Individuals/Hindu undivided Family		4	38760195	0	0	38760195	70.91	38760195	38760195	70.91	0	70.91	38724244	99.91			38760195
Shweta Kamlesh Gandhi	AGSP1G8212C	1	16338450	0	0	16338450	29.89	16338450	16338450	29.89	0	29.89	16338450	100.00			16338450
Mukesh Chimanlal Gandhi	ABPP1G9593C	1	16151664	0	0	16151664	29.55	16151664	16151664	29.55	0	29.55	16126713	99.85			16151664
Dhvanil K Gandhi	BAXPG1013R	1	11000	0	0	11000	0.02	11000	11000	0.02	0	0.02	0	0.00			11000
Kamlesh Chimanlal Gandhi	ABZP1G8902H	1	6259081	0	0	6259081	11.45	6259081	6259081	11.45	0	11.45	6259081	100.00			6259081
b Central Government/ State Government(s)		0	0	0	0	0	0.00	0	0	0	0.00	0	0.00	0	0.00		0
c Financial Institutions/ Banks		0	0	0	0	0	0.00	0	0	0	0.00	0	0.00	0	0.00		0
d Any Other		2	131870	0	0	131870	2.41	131870	131870	2.41	0	2.41	1305	98.9			1318757



	(specify)			57		7		57		875				257	8			
	Bodies Corporate		2	13187057	0	0	1318757	2.41	13187057	1318757	2.41	0	2.41	1305257	100.00			1318757
	Prarthana Marketing Private Limited	AAA CP92 01D	1	13052057	0	0	1305257	2.39	13052057	1305257	2.39	0	2.39	1305257	100.00			1305257
	Anamaya Capital Llp	ABC FA99 95P	1	135000	0	0	135000	0.02	135000	135000	0.02	0	0.02	0	0.00			13500
	Sub-Total (A)(1)		6	400780952	0	0	40078952	73.32	400780952	40078952	73.32	0	73.32	40029501	99.88			40078952
2	Foreign		0	0	0	0	0	0.00	0	0	0.00	0	0.00	0	0.00			0
a	Individuals (Non-Resident Individuals/ Foreign Individuals)		0	0	0	0	0	0.00	0	0	0.00	0	0.00	0	0.00			0
b	Government		0	0	0	0	0	0.00	0	0	0.00	0	0.00	0	0.00			0
c	Institutions		0	0	0	0	0	0.00	0	0	0.00	0	0.00	0	0.00			0
d	Foreign Portfolio Investor		0	0	0	0	0	0.00	0	0	0.00	0	0.00	0	0.00			0
e	Any Other (specify)		0	0	0	0	0	0.00	0	0	0.00	0	0.00	0	0.00			0
	Sub-Total (A)(2)		0	0	0	0	0	0.00	0	0	0.00	0	0.00	0	0.00			0
	Total Shareholding of Promoter and Promoter Group (A)= (A)(1)+(A)(2)		6	400780952	0	0	40078952	73.32	400780952	40078952	73.32	0	73.32	40029501	99.88			40078952






Table III - Statement showing shareholding pattern of the Public shareholder


	Category & Name of the Shareholders (I)	PAN (II)	Nos. of shareholder (III)	No. of fully paid up equity shares held (IV)	Partly paid-up equity shares held (V)	Nos. of shares underlying Depository Receipts (VI)	Total nos. shares held VII = IV+V+VI	Shareholding % calculated as per SCRR, 1957 As a % of (A+B+C2) VIII	Number of Voting Rights held in each class of securities (IX)			No. of Shares Outstanding convertible securities (including Warrants) (X)	Total shareholding, as a % assuming full conversion of convertible securities (as a percentage of diluted share capital) (XI)	Number of Locked in shares (XII)		Number of Shares pledged or otherwise encumbered (XIII)		Number of equity shares held in dematerialized form (XIV)	
									No of Voting Rights					Total as a % of Total Voting rights	No. (a)	As a % of total Shares held (b)	No. (Not applicable) (a)		As a % of total shares held (Not applicable) (b)
									Class X	Class Y	Total								
I	Institutions		0	0	0	0	0	0.00	0	0	0	0.00	0	0.00			0		
a	Mutual Funds/		9	5175314	0	0	5175314	9.47	5175314	0	5175314	9.47	0	9.47	0	0.00		5175314	
	Axis Mutual Fund Trustee Limited A/C Axis Mutual Fund A/C Axis Long Term Equity Fund	AAC TA59 25A	1	2853993	0	0	2853993	5.22	2853993	0	2853993	5.22	0	5.22	0	0.00		2853993	
	Idfc Sterling Equity Fund	AAE TS95 56K	1	740000	0	0	740000	1.35	740000	0	740000	1.35	0	1.35	0	0.00		740000	
b	Venture Capital Funds		0	0	0	0	0	0.00	0	0	0	0.00	0	0.00	0	0.00		0	
c	Alternate Investment Funds		4	441860	0	0	441860	0.81	441860	0	441860	0.81	0	0.81	0	0.00		441860	
d	Foreign Venture Capital Investors		0	0	0	0	0	0.00	0	0	0	0.00	0	0.00	0	0.00		0	
e	Foreign Portfolio		12	2348412	0	0	2348412	4.30	2348412	0	2348412	4.30	0	4.30	0	0.00		2348412	



	Investors									2							
	Timf Holdings	AAF CT04 80M	1	625790	0	0	625797	1.14	625790	625797	1.14	0	1.14	0	0.00		625797
f	Financial Institutions/ Banks		2	19130	0	0	19130	0.03	191300	19130	0.03	0	0.03	0	0.00		19130
g	Insurance Companies		0	0	0	0	0	0.00	0	0	0	0.00	0	0.00	0	0.00	0
h	Provident Funds/ Pension Funds		0	0	0	0	0	0.00	0	0	0	0.00	0	0.00	0	0.00	0
i	Any Other (specify)		0	0	0	0	0	0.00	0	0	0	0.00	0	0.00	0	0.00	0
	Sub-Total (B)(1)		27	798470	0	0	798471	14.61	798470	798471	14.61	0	14.61	0	0.00		798471
2	Central Government/ State Government(s) / President of India		0	0	0	0	0	0.00	0	0	0	0.00	0	0.00	0	0.00	0
	Sub-Total (B)(2)		0	0	0	0	0	0.00	0	0	0	0.00	0	0.00	0	0.00	0
3	Non-institutions		0	0	0	0	0	0.00	0	0	0	0.00	0	0.00	0	0.00	0
a	Individuals -		21469	134370	0	0	134372	2.46	134370	134372	2.46	0	2.46	5590	4.16		134372
i	Individual shareholders holding nominal share capital up to Rs. 2 lakhs.		21466	120670	0	0	120677	2.21	120670	120677	2.21	0	2.21	1204	1.00		120677



ii	Individual shareholders holding nominal share capital in excess of Rs. 2 lakhs.		3	136950	0	0	136954	0.25	136950	136954	0.25	0	0.25	43859	32.02		136954
b	NBFCs registered with RBI		0	0	0	0	0.00	0	0	0	0.00	0	0.00	0	0.00		0
c	Employee Trusts		0	0	0	0	0.00	0	0	0	0.00	0	0.00	0	0.00		0
d	Overseas Depositories (holding DRs) (balancing figure)		0	0	0	0	0.00	0	0	0	0.00	0	0.00	0	0.00		0
e	Any Other (specify)		1573	525460	0	0	525465	9.61	525460	525465	9.61	0	9.61	4537359	86.35		5254650
	Bodies Corporate		136	460984	0	0	460984	0.84	460984	460984	0.84	0	0.84	34648	7.52		460984
	Clearing Members		105	119541	0	0	119541	0.22	119541	119541	0.22	0	0.22	0	0.00		119541
	HUF		1154	107031	0	0	107031	0.20	107031	107031	0.20	0	0.20	0	0.00		107031
	Non-Resident Indian (NRI)		175	393180	0	0	393180	0.07	393180	393180	0.07	0	0.07	0	0.00		393180
	Overseas Corporate Bodies		1	512289	0	0	512289	0.94	512289	512289	0.94	0	0.94	512289	100.00		512289
	Trusts		2	4015487	0	0	4015487	7.35	4015487	4015487	7.35	0	7.35	3990422	99.38		4015487
	Vistra Itcl I Ltd Business Excellence	AAC TB99 86E	1	3990422	0	0	3990422	7.30	3990422	3990422	7.30	0	7.30	3990422	100.00		3990422



RS

Turst Iii Inidia Business																			
Sub-Total (B)(3)	23042	65983 75	0	0	659837 5	12.07	659830 75	659 837 5	12.07	0	12.07	4593 265	69.6 1					6598375	
Total Public Shareholding (B)= (B)(1)+(B)(2) +(B)(3)	23069	14583 091	0	0	145830 91	26.68	145830 091	145 830 91	26.68	0	26.68	4593 265	31.5 0					14583091	




Table IV - Statement showing shareholding pattern of the Non Promoter- Non Public shareholder

Category & Name of the Shareholders (I)	PAN (II)	No. of share holders (III)	No. of fully paid up equity shares held (IV)	Partly paid-up equity shares held (V)	Nos. of shares underlying Depository Receipts (VI)	Total no. shares held [VII] = [IV]+[V]+[VI]	Shareholding % calculate d as per SCRR, 1957 As a % of (A+B+C2) (VIII)	Number of Voting Rights held in each class of securities (IX)			No. of Shares Outstanding convertible securities (including Warrants) (X)	Total shareholding, as a % assuming full conversion of convertible securities (as a percentage of diluted share capital) (XI)	Number of Locked in shares (XII)		Number of Shares pledged or otherwise encumbered (XIII)		Number of equity shares held in dematerialized form (XIV) (Not Applicable)	
								No of Voting Rights					Total as a % of Total Voting rights	No.	As a % of total Shares held	No. (Not applicable)		As a % of total shares held (Not applicable)
								Class X	Class Y	Total								
1	Custodian/DR Holder	0	0	0	0	0	0.00	0	0	0	0.00	0	0.00			0		
2	Employee Benefit Trust (under SEBI (Share based Employee Benefit) Regulations, 2014)	0	0	0	0	0	0.00	0	0	0	0.00	0	0.00	0	0.00		0	
	Total Non-Promoter- Non Public Shareholding (C)= (C)(1)+(C)(2)	0	0	0	0	0		0	0	0	0.00	0	0.00			0		




Table II- Unclaim Details

Details of Shares which remain unclaimed may be given here along with details such as number of shareholders, outstanding shares held in demat/unclaimed suspense account, voting rights which are frozen etc.	
No. of shareholders	No of share held

Table III- Unclaim Details

Details of Shares which remain unclaimed may be given here along with details such as number of shareholders, outstanding shares held in demat/unclaimed suspense account, voting rights which are frozen etc.	
No. of shareholders	No of share held

Table III- Person in Concert

Details of the shareholders acting as persons in Concert including their Shareholding			
Name of shareholder	Name of PAC	No. of share	Holding %

For ~~MAS~~ Financial Services Limited

Riddhi

Riddhi Bhayani
Company Secretary & Compliance Officer
Mem No: A41206

